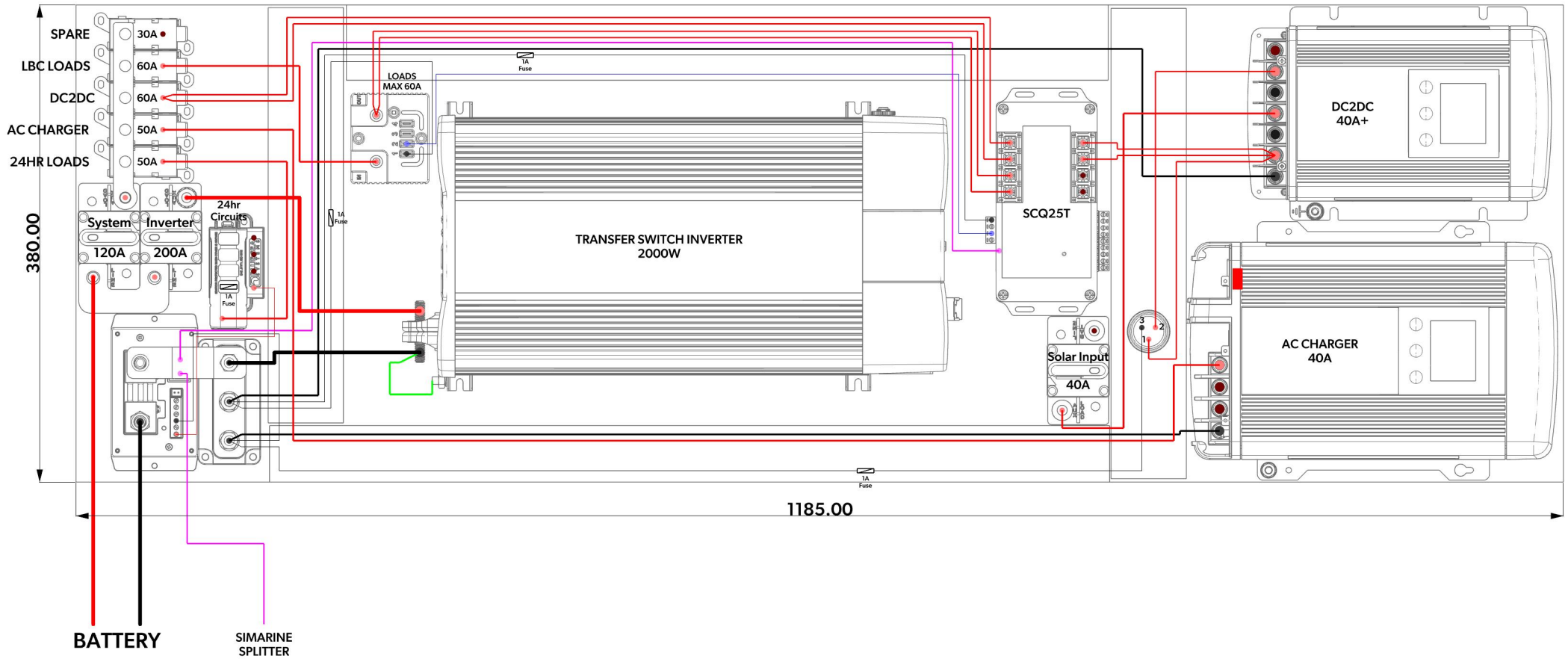











# ENERDRIVE | DOMETIC

## ESYS BOARDS



**NOTES:**

	95mm <sup>2</sup>		10mm <sup>2</sup>		Misc. Cables
	70mm <sup>2</sup>		4mm <sup>2</sup>		
	25mm <sup>2</sup>		2.5mm <sup>2</sup>		
	16mm <sup>2</sup>		1.5mm <sup>2</sup>		

**PROJECT:**

ESYS BOARDS

**DRAWING NAME:**

ESYS - F WIRING DIAGRAM

**PART #:**

ESYS-F

**REVISION:**

5

**DRAWN BY:**

M. MCDUGALL

DATE: 04/06/24

**APPROVED BY:**

D. NEIDHART

DATE: 04/06/24

**SCALE:**

1:4.5

**SIZE:**

A4

SHEET: 1 OF 1