

ENERDRIVE | **DOMETIC**

THE CANOPY POWER SYSTEM RANGE

Revolutionising mobile power solutions.



THE CANOPY POWER SYSTEM RANGE

- **Built with high quality components**
- **Pre-wired inhouse where possible**
- **Customisable to suit your needs**
- **Proven to withstand the harsh Aussie conditions**
- **Simple installation**
- **5 Year Warranty**

CHOOSE YOUR ORIENTATIONS

Each power system is available in a number of different orientations, meaning they can be mounted on either the passenger's side, driver's side, or the ceiling (select models only) of a vehicle canopy.



CHOOSE YOUR COLOURS

Make your power system pop with the traditional acrylic 'ENERDRIVE | DOMETIC Green' faceplate, or if you like to be more subtle, we also offer a matte black faceplate for that classic look.



CHOOSE YOUR BATTERY MONITOR

Your choice of either ePRO+ or Simarine Battery Monitoring.

ePRO+:

- Complete battery status information at a glance on a single bank (% , V , A , Ah , W)
- Able to monitor up to 3 battery voltages (eg. House, Start & Generator bank)
- Full battery history information available
- Bluetooth dongle available as optional extra for free smartphone app connectivity

SIMARINE:

- Colour screen
- Able to monitor multiple tank/temps via the main battery shunt
- Optional SCQ50 shunt available for certain models for individual current monitoring of DC2DC, fridge and DC loads
- Free WiFi phone app



CUSTOM ROCKER SWITCHES



Never second guess what you're turning on or off again! With our extensive range of optional laser-etched switch covers to choose from, you can easily identify and organise the different appliances connected to your power system.

The opaque etched text and symbols allows for back lighting, making it easy to control your switches even in the dark! For the full list of options, check the back page of this brochure or visit our website.

BUILT-IN RESET BUTTON

The "Built-In Reset Button" makes re-starting a flat lithium battery a breeze. No longer do you need to apply a voltage to the battery terminals to wake up the battery. Press the button and within seconds, the battery will come back to life ready to accept a charge source to rejuvenate the battery.

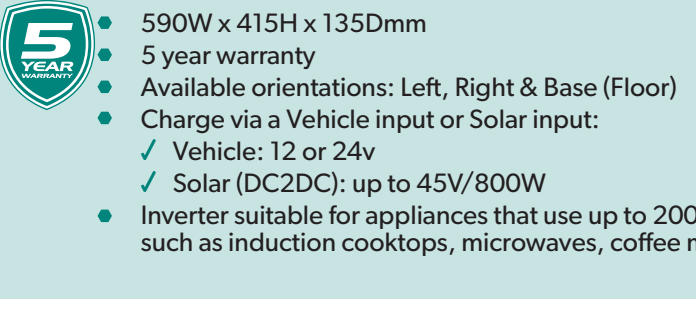


THE EXPLORER POWER SYSTEM



- 455W x 330H x 155Dmm
- 5 year warranty
- Available orientations: Left, Right & Top (Ceiling)
- Charge via a Vehicle input or Solar input:
 - ✓ Vehicle: 12 or 24v
 - ✓ Solar (DC2DC): up to 45V/800W
- Your choice of either ePRO+ or Simarine Battery Monitoring
- Lithium low battery reset button (12V start battery input only)
- Two face panel colour options (ENERDRIVE | DOMETIC Green or Matte Black)
- Custom rocker switches available

THE LACKEY POWER SYSTEM



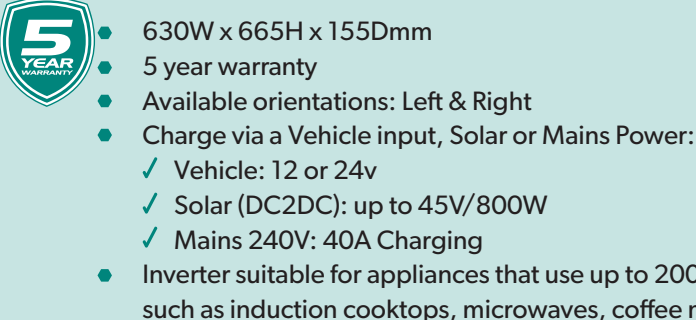
- 590W x 415H x 135Dmm
- 5 year warranty
- Available orientations: Left, Right & Base (Floor)
- Charge via a Vehicle input or Solar input:
 - ✓ Vehicle: 12 or 24v
 - ✓ Solar (DC2DC): up to 45V/800W
- Inverter suitable for appliances that use up to 2000W of power for operation, such as induction cooktops, microwaves, coffee machines and more

THE TRAVELLER POWER SYSTEM



- 685W x 330H x 155Dmm
- 5 year warranty
- Available orientations: Left, Right & Top (Ceiling)
- Charge via a Vehicle input, Solar or Mains Power:
 - ✓ Vehicle: 12 or 24v
 - ✓ Solar (DC2DC): up to 45V/800W
 - ✓ Mains 240V: 40A Charging
- Your choice of either ePRO+ or Simarine Battery Monitoring
- Lithium low battery reset button (12V start battery input only)
- Two face panel colour options (ENERDRIVE | DOMETIC Green or Matte Black)
- Custom rocker switches available

THE ADVENTURER POWER SYSTEM



- 630W x 665H x 155Dmm
- 5 year warranty
- Available orientations: Left & Right
- Charge via a Vehicle input, Solar or Mains Power:
 - ✓ Vehicle: 12 or 24v
 - ✓ Solar (DC2DC): up to 45V/800W
 - ✓ Mains 240V: 40A Charging
- Inverter suitable for appliances that use up to 2000W of power for operation, such as induction cooktops, microwaves, coffee machines and more
- Your choice of either ePRO+ or Simarine Battery Monitoring
- Lithium low battery reset button (12V start battery input only)
- Two face panel colour options (ENERDRIVE | DOMETIC Green or Matte Black)
- Custom rocker switches available



**THE
ADVENTURER**

ENERDRIVE | **DOMETIC**



Scan here for
more info

B-TEC LITHIUM BATTERY RANGE

The perfect addition to your Canopy Power System.

- ✓ Built-in reset buttons (on select models)
- ✓ Bluetooth battery monitoring via smartphone app
- ✓ Internal Battery Management System
- ✓ Easy mounting & installation
- ✓ Size & weight savings
- ✓ 5 Year Warranty

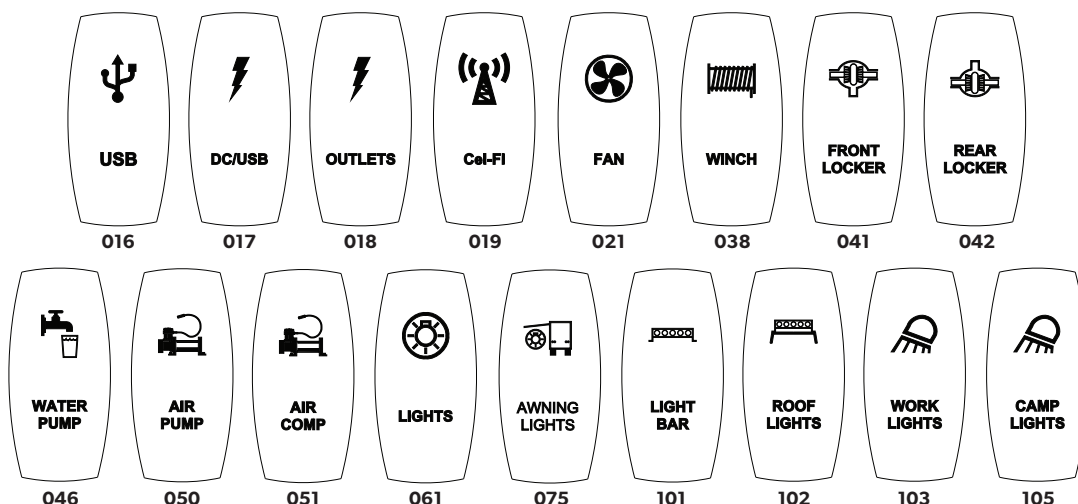


Scan here
for more info



CUSTOM ROCKER SWITCH COVERS

Custom etched switch covers suited to your system, produced in-house.
Refer to the ID of each switch option when ordering your Power System.



Scan here for more
Switch Cover options
and order form



sales@enerdrive.com.au | Ph: 1300 851 535 | www.enerdrive.com.au